



STONE & STYLE

Granite of the
Smokies

Volume 1 | Issue 1

Inside

3 ABOUT US

Meet the writer and editor.
Understand the purpose for the
magazine.

6 INCORPORATE STONE THROUGHOUT YOUR HOME

Expand stone's role in your home.

11 INSPIRATION

A showcase of stone around the
home.

4 KITCHEN OF THE MONTH CONTEST

Check out Granite of the Smokies on
Facebook to enter your Granite of the
Smokies kitchen for a chance to win a
gift card!

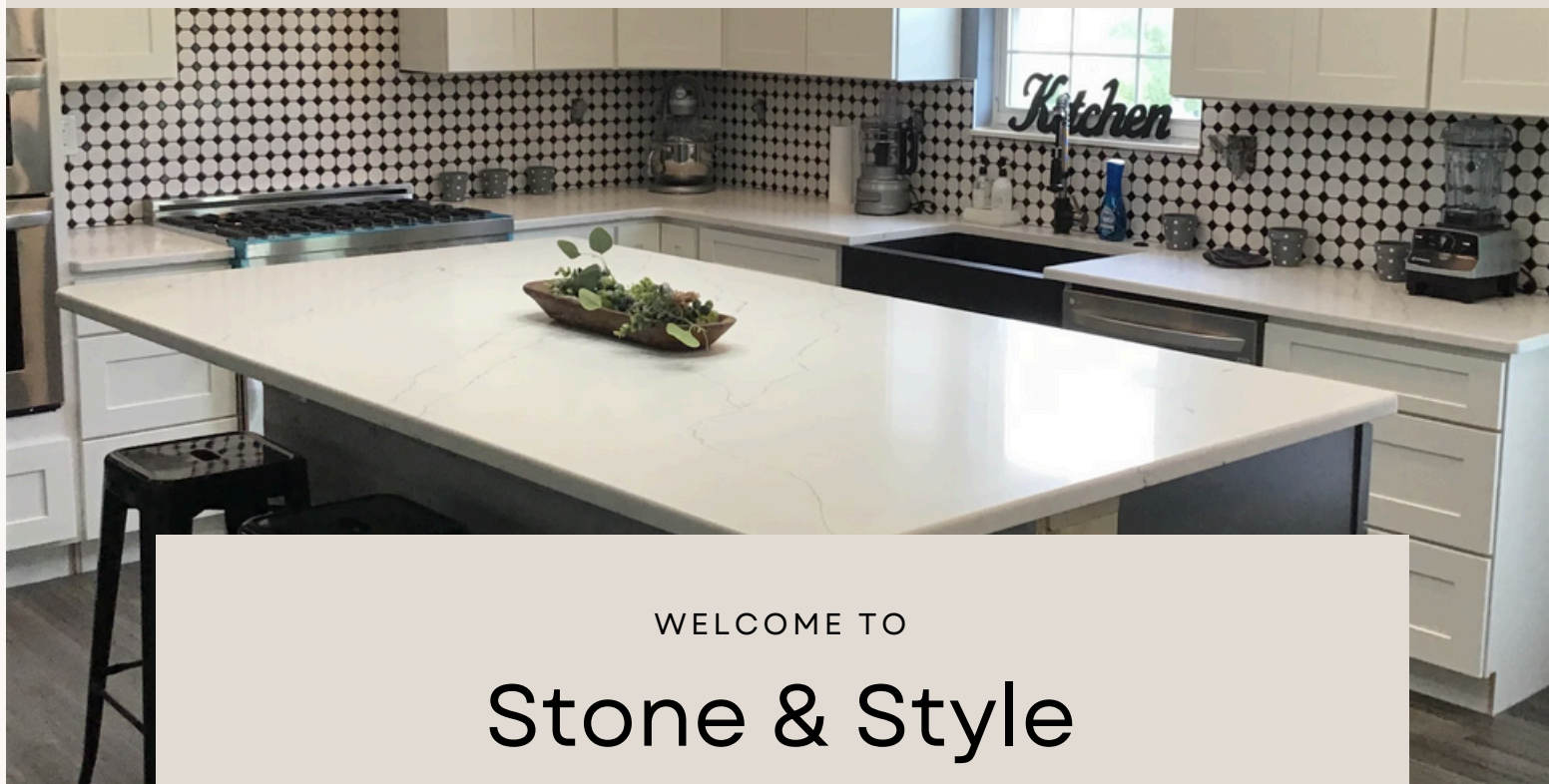
10 READER'S Q&A

Have some questions about design
choices? We are here to help!

19 STEPS TO A DREAM HOUSE

Not sure of what the next step is? We
put together a checklist for you!





WELCOME TO

Stone & Style



I'm Kadence, the writer and editor of Stone & Style, and I'm thrilled to introduce you to this unique publication dedicated to inspiring your home design journey. With a passion for both design and craftsmanship, I've worked closely with materials like granite to create timeless, beautiful spaces. This magazine is an extension of that passion, bringing together the best of stonework and home design to help you transform your living spaces.

Stone & Style aims to offer a full spectrum of design inspiration, from countertops to color palettes, cabinetry to flooring, and everything in between. Whether you're renovating, building from scratch, or simply dreaming up new ideas, our goal is to provide you with the resources, trends, and expert advice you need to create a space that reflects your style and personality.

Thank you for joining us on this journey, and I can't wait to explore the endless possibilities of home design with you!



In this newsletter you will find:

Stunning Projects, expert tips, thoughtful design insights, and more.
Keep Reading!

KITCHEN OF THE MONTH



Words From Our Winner:

We absolutely love our countertops from Granite of the Smokies. We had a hard time deciding on which one we wanted because they had so many beautiful stone slabs. After some careful consideration we decided to use dolomite. It's stunning! Our installer did such a fantastic job making sure seams are hard to see and that the marks in the stone match up. We couldn't be happier with our countertops and backsplash. Thank you Granite of the Smokies!

— T. Gordon



(Photo Cred: K. Dahlstrom)

Placing second, was this mini-kitchen setup.

A mini kitchenette is an excellent solution for compact spaces! It's perfect for college dorms, small apartments, or even office spaces. This setup would work well in a basement or family room as an affordable way to add functionality to your home. By repurposing a hutch cabinet for storage and pairing it with a durable piece of granite, you can easily transform any space into a stylish and practical kitchenette.



(Photo Cred: Grace S.)

Last but not least, our third place winner.

She said: Granite of the Smokies was so great, very professional, and they go beyond their job to make sure you are very satisfied.

RUNNER UPS

Want To Be Next?

Check out Granite of the Smokies on Facebook! We have a monthly contest in which you have a chance to win a gift card! Please read and follow rules for eligible participation.

Creative Stone Uses Beyond the Kitchen and Bath



Coasters



Granite Cutting Boards



Custom Firepits



Custom Closet



Mud Room

1. Natural Stone Surfaces

High-end natural stones like quartzite and marble are gaining popularity for countertops due to their durability and luxurious appeal. Dramatic veining in stone surfaces is in style, adding an artistic flair to countertops and backsplashes.

2. Mixed Materials

Combining different materials such as wood, metal, and stone is a big trend. Wood cabinetry with stone countertops or metallic hardware adds depth and interest to the space.

3. Sleek, Minimalist Cabinets

Handle-less cabinetry with push-to-open mechanisms provides a seamless, streamlined look. Matte finishes and flat-panel doors are popular for a modern, clean appearance.

4. Two-Tone Kitchens

Mixing two colors for cabinets, like darker tones on the bottom and lighter shades on top, adds contrast and creates visual interest. Black and white, or navy with soft neutrals, are common combinations.

5. Integrated Appliances

Appliances that blend into cabinetry or counters, like built-in refrigerators or hidden dishwashers, create a cohesive, clean design. Smart appliances with touch screens, voice control, and remote operation are becoming kitchen staples.

6. Statement Lighting

Oversized pendant lights over islands or dining areas are trending. These often feature materials like brass, glass, or natural textures. Layered lighting is key—accent lights, under-cabinet lighting, and task lighting provide both function and ambiance.

7. Large Islands with Seating

Islands are becoming larger, often acting as a central feature for cooking, eating, and socializing. Waterfall countertops, where the stone flows down the sides of the island, are in demand.

8. Sustainable Choices

Eco-friendly materials such as reclaimed wood or bamboo for cabinets, and energy-efficient appliances are on the rise, reflecting a trend towards sustainability.

9. Bold Backsplashes

Full-height backsplashes in materials like marble, quartzite, or patterned tiles are becoming a focal point in kitchen design. Geometric patterns or textured tiles bring dimension and interest to walls.

10. Color Pops

While neutral kitchens are still popular, many designers are incorporating pops of color through cabinets, islands, or backsplashes. Rich greens, navy blues, and even bold hues like coral are trending.

11. Open Shelving

Replacing upper cabinets with open shelves is a popular way to create an airy, spacious look. It also allows for displaying decorative kitchenware and plants.

12. Smart Storage Solutions

Hidden storage, like pull-out pantries and custom drawer organizers, helps keep kitchens clutter-free and functional, maximizing space in smaller kitchens.

The Hottest 12 Trends in Kitchen Design



STONE CARE MADE SIMPLE: EASY TIPS FOR A CLEAN FINISH

One of the greatest advantages of stone countertops is how easy they are to clean. While there are specific cleaners available (and some to avoid), the best solution is simple: all you need is a microfiber cloth, soap, and water. Just wipe it down and avoid letting it sit for too long—it's that easy! Stone is an excellent choice for those who want a low-maintenance surface and are mindful of reducing chemical use, making it an eco-friendly option for your home.



Before & After



Reader's Q&A:

WHAT'S THE BEST WAY TO ADD TEXTURE AND DIMENSION TO A ROOM?

One way to achieve this look is by opting for leathered stone surfaces, which provide a unique texture. For an added touch, consider choosing chiseled edges instead of the traditional smooth finish. Incorporating various shades from the same color family, through paint and décor can create depth and dimension in your space.



WHAT ARE THE KEY ELEMENTS TO CONSIDER WHEN PLANNING AN OUTDOOR KITCHEN OR PATIO?

Durability is definitely a key factor. Stone, being a natural material that originates outdoors, is built to withstand harsh weather conditions, including sun exposure, without damage. You don't have to worry about fading or deterioration. Consider the texture and slip-resistance of the stone for outdoor spaces, especially in areas prone to moisture. A textured or non-slip surface, can enhance both safety and aesthetic appeal for an outdoor patio or kitchen.

WHAT ARE THE BEST COLOR SCHEMES TO COMPLEMENT NATURAL STONE IN MY HOME?

It can often be easier to select the perfect stone color after the rest of your kitchen design is in place. The beauty of stone lies in its wide variety of colors, allowing you to highlight specific tones within a multi-colored stone to seamlessly tie the whole space together. Alternatively, you can choose a stone that subtly complements your design by incorporating hints of your chosen accent color. If you've opted for bold cabinetry, a simpler option like white quartz with delicate veining can balance the design, emphasizing the cabinetry while creating a clean, refreshed look.



WHAT ARE THE DIFFERENCES BETWEEN GRANITE, QUARTZ, AND QUARTZITE, AND WHICH IS BEST FOR MY SPACE?

Primarily, it comes down to durability. Quartzite is an exotic material known for its stunning colors and unique patterns, offering exceptional durability, but it's also the most expensive option. Granite strikes a good balance between beauty, durability, and cost. Quartz, on the other hand, is a blend of natural stone and resins, making it less heat-resistant than the others, but it requires no sealing. The best choice ultimately depends on your lifestyle and needs.



Living Room Inspiration



Wood and stone are definitely in style, with stone fireplaces being a major trend. Wall pieces, tabletops are just a few other ways to incorporate stone into the home. The top three popular styles are warm and cozy, bright and clean, and sleek and modern. Wood is often used to create a comfortable, inviting atmosphere, while stone offers a luxurious, modern look. To make a room feel more spacious and fresh, white tones, marble surfaces, and bright lighting are excellent choices.



CULINARY CANVAS:



Inspiring Kitchen Designs











Stylish Ideas for Outdoor Kitchens & Living Spaces




Warm up your outdoor space with a custom granite fireplace. These fireplaces offer both functionality and a bold design statement, creating a cozy, inviting focal point for gatherings. With natural beauty and heat durability, granite is the perfect material to enhance your outdoor living experience.

For a unique look, consider a leathered finish on your stone surfaces. This textured option brings a rustic yet refined feel to your outdoor kitchen, enhancing grip and adding a natural, weathered charm that blends seamlessly with the outdoors.




Transform your outdoor space with a durable and elegant stone countertop. Perfect for withstanding the elements, a stone countertop not only adds a touch of luxury but also provides a practical surface for cooking, dining, and entertaining in the fresh air.





Exotic Stone Showcase



BEAUTIFUL BATHROOMS



ELEGANCE IN STONE

Granite vanities are the epitome of luxury and functionality in bathroom design. Known for their durability and natural beauty, granite surfaces can transform an ordinary bathroom into a sophisticated retreat. Paring a granite vanity with elegant fixtures and lighting can elevate the overall ambiance, creating a serene and stylish bathroom.

Imagine stepping into a luxurious spa everyday. Granite showers provide just that, with their seamless blend of beauty and practicality. The smooth, polished surface of granite not only looks stunning but also offers excellent water resistance, making it a practical choice for wet areas.



Granite's inherent durability means it can withstand daily use while maintaining its pristine appearance. Additionally, the stone's natural veining and color variations can create a visually striking focal point. By incorporating granite vanities and showers into your bathroom design, you can achieve a space that is both functional and breathtakingly beautiful.



I DECIDED I WANT TO UPGRADE... NOW WHAT?



DISCUSS YOUR PROJECT

This may mean deciding what area you want to renovate and gather measurements with the layout.

RECEIVE YOUR FULL ESTIMATE

Find out the pricing that works with your budget.

FIND A GRANITE STORE

At Granite of the Smokies, we have a very fast turnaround time as well as the largest inventory in the area.

RESERVE STONE WITH CONTRACT & PAYMENT

Cash, Card or Check


DESIGN CONSULTATION

Meet with a granite specialist, describe project details Find your dream stone color. Discuss questions and comments.

TEMPLATE, FABRICATE & INSTALL

Congrats on your dream home!

**A HOUSE IS BUILT
WITH WALLS AND
BEAMS; A HOME IS
BUILT WITH LOVE
AND DREAMS.**




**SOME PEOPLE
LOOK FOR A
BEAUTIFUL PLACE;
OTHERS MAKE A
PLACE BEAUTIFUL.**




**YOUR HOME
SHOULD TELL A
STORY OF WHO
YOU ARE, AND BE
A COLLECTION OF
WHAT YOU LOVE.**




**SOME PEOPLE
LOOK FOR A
BEAUTIFUL PLACE;
OTHERS MAKE A
PLACE BEAUTIFUL.**




**HOME IS
WHERE LOVE
RESIDES,
MEMORIES ARE
CREATED,
FRIENDS AND
FAMILY
BELONG
TOGETHER,
AND LAUGHTER
NEVER ENDS.**



**HOME ISN'T
A PLACE, IT'S
A FEELING.**





Just a thought...

Things to think about when picking out a stone.




Stone Textures:

Polished is shiny and smooth, while leathered has a natural stone texture.

Pattern:

Speckled is typically cheaper, solid is great to compliment a busy space, and veining adds to the unique look of the room.



The Location:

Different stones have different strengths and weaknesses. Some are better for other projects.





Surrounding Elements:

Think about cabinet colors, flooring, and other design elements to compliment of the color scheme of the stone. Having the colors decided can be helpful when purchasing a stone. A great idea is to bring samples of cabinets and paint swatches so that you can ensure everything coordinates.

Home Design & Lifestyle



Stone & Style Magazine

CREATED BY KADENCE DAHLSTROM